GENERAL ROOF NOTES

1. AT ALL ROOF LEVELS INDICATED ON ROOF PLANS AS, "NEW PVG ROOFING ASSEMBLY", REMOVE AND DISPOSE EXISTING ROOFING ASSEMBLIES, INCLUDING BUT NOT LIMITED TO, PEA-STONE STONE BALLAST, MEMBRANE, FLASHING, INSULATION, WOOD BLOCKING, CANT BLOCKING, ANCHORS, FIBERBOARD, ROOF DRAIN ASSEMBLIES, ETC. STRIP ENTIRE ROOFING ASSEMBLY DOWN TO ROOF STRUCTURE. NOTE: MORE THAN ONE (1) ROOFING ASSEMBLY MAY EXIST.

2. REMOVE AND DISPOSE ALL ROOFTOP DEBRIS PRIOR TO COMMENCING WORK.

3. CONTRACTOR MAY, WITH THE WRITTEN APPROVAL OF THE ARCHITECT, REUSE CERTAIN EXISTING WOOD BLOCKING AND CERTAIN METAL FLASHINGS. CONTRACTOR SHALL PROVIDE OWNER WITH CREDIT RELATIVE TO SUCH WORK.

4. CERTAIN PORTIONS OF EXISTING ROOFING SYSTEMS MAY CONTAIN ASBESTOS MATERIALS. CONTRACTOR SHALL PROVIDE HAZARDOUS-MATERIALS PROCEDURES IN FULL COMPLIANCE WITH THE PROJECT MANUAL & APPLICABLE STATE AND FEDERAL LAWS. REFER TO PERTINENT SECTIONS OF THE PROJECT MANUAL.

5. THOROUGHLY FIELD VERIFY ALL EXISTING CONDITIONS BEFORE BEGINNING CONSTRUCTION. ADVISE OWNER AND ARCHITECT OF ANY DEFICIENT AREAS NOT SHOWN OR DESCRIBED IN THE CONTRACT DOCUMENTS. ADDITIONAL COSTS WILL NOT BE ALLOWED FOR WORK OBVIOUSLY INTENDED TO BE A PART OF THE SCOPE OF WORK.

6. AT ALL ROOFTOP UNITS AND ROOF HATCHES, IF & WHERE APPLICABLE, EXTEND UNITS TO MAINTAIN ROOFTOP CLEARANCE OF 12" MINIMUM (FROM FINISH ROOF TO UNDERSIDE OF HOOD). AT ELECTRICALLY POWERED UNITS, HOOFF ELECTRICAL WORK IS ACCORDANCE WITH PERTINENT CODES AND STANDARDS FOR A COMPLETE AND PROPER INSTALLATION. NEW ROOFING ASSEMBLY SHALL EXTEND UP AND OVER EACH CURB ASSEMBLY AND SHALL BE SECURED IN PLACE AT INSIDE OF CURB. ENGAGE THE SERVICES OF A RHODE ISLAND-LICENSED ELECTRICAL CONTRACTOR TO DISCONNECT AND RECONNECT ALL ELECTRICAL-RELATED WORK. REINSTALL ROOFTOP UNIT AND ENSURE THAT UNIT IS FUNCTIONING PROPERLY; PROVIDE ARCHITECT WITH WRITTEN CERTIFICATION OF SAME.

7. CONTRACTOR IS ADVISED THAT STANDING WATER SHALL NOT REMAIN ON ANY NEW ROOF SURFACE WITHIN FORTY-EIGHT (48) HOURS AFTER ANY WARNINGS.

8. PROVIDE NEW WALKWAY PADS AS SHOWN AND/OR DESCRIBED ON THE DRAWINGS.

9. PROVIDE CRICKETS AS SHOWN AT ALL ROOFTOP UNITS. MINIMUM CRICKET TAPER SHALL BE 1/2"/FT.

10. PROVIDE NON-PERMEABLE MEMBRANE BETWEEN DIFFERENT METAL TYPES.

11. CONTRACTOR SHALL PROVIDE NEW ROOFING ASSEMBLY IN ACCORDANCE WITH THE DRAWINGS & SPECIFICATIONS AND WHERE APPLICABLE, AND AUTHORIZED BY THE ARCHITECT AND IN ACCORDANCE WITH MANUFACTURER'S WRITTEN INSTRUCTIONS.

12. ALL SUMPS AT ROOF DRAINS SHALL BE 4'x4' (UNLESS OTHERWISE NOTED) WITH A 4-WAY SLOPE TO NEW ROOF DRAIN ASSEMBLY.

13. WHEN & WHERE APPLICABLE, CONTRACTOR SHALL PRIME EXISTING ROOF DECKS & SUBSTRATES MATERIALS IN ACCORDANCE WITH PERTINENT MANUFACTURERS' WRITTEN INSTRUCTIONS BEFORE PROVIDING NEW VAPOR RETARDER.

14. AT ALL LOCATIONS INDICATED ON THE ROOF PLAN, REMOVE AND DISPOSE EXISTING ROOF DRAIN ASSEMBLIES. PROVIDE NEW "RETROFIT" ROOF DRAIN ASSEMBLIES TO SUIT NEW ROOFING ASSEMBLY AND EXISTING ROOF LEADER DIMENSIONS- FIELD VERIFY ALL CONDITIONS AND SIZES. NEW ROOF DRAIN ASSEMBLY SHALL BE "RETROFIT DRAIN SYSTEM" AS MANUFACTURED BY "ROOF ACCESSORIES COMPANY INC." (RAC) OR EQUAL. CONTRACTOR SHALL MATCH-OUT ALL ROOF DRAIN CONDUCTORS COMPLETELY FROM ROOF DRAIN TO WITHIN 10'-0" OF THE APPLICABLE EXTERIOR BUILDING FACADE- FLUSH UPON COMPLETION.

15. CONTRACTOR SHALL PROVIDE TRIMMING AND PRUNING OF ALL ADJACENT TREE LIMBS SO THAT NO TREE LIMB IS WITHIN FIFTEEN (15) FEET OF THE BUILDING FACADES SO THAT NO TREE LIMB OVERHANGS THE EXISTING ROOF. CONTRACTOR SHALL HIRE A RHODE ISLAND-LICENSED ARBORIST TO COMPLETE THIS WORK. ALL TRIMMING AND PRUNING SHALL BE COMPLETED IN ACCORDANCE WITH HORTICULTURAL INDUSTRY STANDARDS.

16. AT ALL BUILDING FACADES WHERE STAGING HAS BEEN ERECTED, CONTRACTOR SHALL FILL ALL HOLES REMAINING IN MORTAR JOINTS FROM STAGING FASTENERS AFTER STAGING IS REMOVED. MORTAR SHALL MATCH COLOR OF EXISTING. DO NOT PASTEN INTO BRICK.

17. OWNER SHALL HAVE FIRST RIGHT OF REFUSAL OF ANY AND ALL MATERIALS AND EQUIPMENT SPECIFIED FOR REMOVAL AND DISPOSAL. IF OWNER ELECTS NOT TO KEEP MATERIALS AND EQUIPMENT, CONTRACTOR SHALL REMOVE AND DISPOSE IN A PROPER AND APPROVED MANNER.

18. EXISTING ROOF DECK AT THE MAIN ROOFTOP LEVEL IS ASSUMED TO BE STEEL. EXISTING ROOF DECK AT THE FRONT-ENTRANCE CANOPY IS ASSUMED TO BE WOOD.

19. ALL VOIDS (OPENINGS) ENCOUNTERED IN EXISTING STEEL ROOF DECKS SHALL BE COVERED WITH DECKING OF THICKNESS & TYPE TO MATCH EXISTING, OVERLAPPING VOID 6" MIN. & TACK-WELDED.

20. PROVIDE NEW PRESSURE-TREATED WOOD BLOCKING AT PERIMETERS OF ROOFTOPS & ELSEWHERE TO ACCOMMODATE HEIGHT OF NEW TAPERED INSULATION. PROVIDE FOR A COMPLETE & PROPER JOB.

21. WOOD BLOCKING SHOWN IN DETAILS HEREIN IS DIAGRAMMATIC. CONTRACTOR SHALL PROVIDE ADEQUATE WOOD BLOCKING AS APPROVED BY THE ARCHITECT, TO ACCOMMODATE THICKNESS OF INSULATION.

22. AT ALL EXISTING DOWNSPOUT LOCATIONS, PROVIDE NEW DOWNSPOUT WITH TERMINATION SAME AS EXISTING. CONNECT NEW DOWNSPOUT INTO EXISTING GRADE TIE-IN. IF NO TIE-IN EXISTS, TERMINATE NEW DOWNSPOUT AND ELBOW 12" FROM GRADE WITH NEW PRE-CAST CONCRETE SPLASH BLOCK.

23. ROOF PLAN DIMENSIONS, CONFIGURATIONS, QUANTITIES, ETC. MAY NOT BE EXACT. CONTRACTOR SHALL FIELD VERIFY ALL CONDITIONS, DIMENSIONS AND QUANTITIES PRIOR TO SUBMITTING BID AND COMPENSATE FOR ANY DISCREPANCIES ON THE DRAWINGS. CONTRACTOR WILL NOT BE ALLOWED ADDITIONAL MONEYS FOR WORK OBVIOUSLY INTENDED TO BE PART OF THESE CONTRACT DOCUMENTS.

24. IN GENERAL, UNLESS OTHERWISE NOTED HEREIN, AT ALL WALL FLASHINGS AND REGLETS, CONTRACTOR SHALL REMOVE AND DISPOSE EXISTING METAL FLASHINGS- RAKE AND CLEAN JOINT. PROVIDE NEW LEAD-COATED COPPER FLASHINGS AT ALL EXISTING METAL FLASHING LOCATIONS. PROVIDE MORTAR, CAULKING AND SEALANTS IN ACCORDANCE WITH APPLICABLE INDUSTRY STANDARDS AND TO THE SATISFACTION OF THE ARCHITECT, AND AS REQUIRED FOR A COMPLETED AND PROPER JOB.

25. CONTRACTOR SHALL ELEVATE ALL CABLES AND CONDUIT ON ROOFTOP DURING CONSTRUCTION. CONSULT ANY AND ALL APPLICABLE VENDORS OF OWNER PRIOR TO COMMENCING WITH THIS WORK- FIELD VERIFY PRIOR TO SUBMITTING BID.

26. ALL EXISTING-TO-REMAIN MATERIALS SHALL BE MADE WATERTIGHT WITH APPROVED SEALANTS.

27. ALL NEW METAL TYPES INTO EXISTING METALS SHALL BE OF THE SAME TYPE UNLESS OTHERWISE NOTED HEREIN.

28. DISCONNECT AND RECONNECT ALL MECHANICAL- AND ELECTRICAL-RELATED EQUIPMENT AS NECESSARY FOR A COMPLETE AND PROPER INSTALLATION. PROVIDE NEW MATERIALS AS REQUIRED FOR A COMPLETE & PROPER INSTALLATION. PRIOR TO SUBMITTING BID, CONTRACTOR SHALL FIELD VERIFY ALL EXISTING MATERIALS AND CONDITIONS WITH APPLICABLE RHODE ISLAND-LICENSED MECHANICAL AND ELECTRICAL SUBCONTRACTORS- ADDITIONAL COSTS FOR REQUIRED WORK WILL NOT BE ALLOWED- ARCHITECT'S DECISION SHALL BE FINAL.

29. ALL EXISTING-TO-REMAIN FLEXIBLE FLASHINGS SHALL BE MADE WATERTIGHT WITH AN APPROVED SEALANT. ALL EXISTING-TO-REMAIN METAL FLASHING JOINTS SHALL BE MADE WATERTIGHT BY RE-SOLDERING.

30. REMOVE AND DISPOSE ALL BEES' NESTS FROM BUILDING SOFFITS AND ROOFTOP LEVELS- FIELD VERIFY LOCATIONS PRIOR TO SUBMITTING BID.

31. REMOVE, DISPOSE & REPLACE WITH NEW, ALL BACKER ROD & CAULKING/SEALANTS WHERE THEY PRESENTLY EXIST, ABOVE THE MAIN ROOFTOP LEVEL, AND ELSEWHERE AS MAY BE INDICATED ON THE DRAWINGS AND IN THE PROJECT MANUAL, SUCH AS, BUT NOT LIMITED TO DOOR/WINDOW FRAMES, PIPES/CONDUIT PENETRATIONS THROUGH WALLS, MASONRY EXPANSION JOINTS, ETC.

NOTE:
REMOVE & DISPOSE ALL EXISTING WATER-DAMAGED ACOUSTICAL CEILING TILES AT INTERIOR 3RD-FLOOR LEVEL OF BUILDING. PROVIDE NEW 2'X4' TRIM-EDGE' (NO REVEAL) ACOUSTICAL CEILING TILES TO MATCH EXISTING. ASSUME ONE HUNDRED (100) TILES TO BE REPLACED.

GENERAL NOTES

1. THE CONTRACTOR SHALL BE RESPONSIBLE FOR THE PROTECTION OF ALL MATERIALS AND EQUIPMENT, AND MAINTAINING SAFE CONDITIONS WITHIN THE PROPOSED CONSTRUCTION AREA. THE CONTRACTOR SHALL DESIGN AND INSTALL ADEQUATE SHORING AND BRACING FOR ALL STRUCTURAL OR REMOVAL TASKS. THE CONTRACTOR SHALL ASSUME SOLE RESPONSIBILITY FOR ANY DAMAGES & INJURIES RESULTING FROM AND DURING THE EXECUTION OF THE WORK.

2. THE CONTRACTOR SHALL COORDINATE ALL WORK WITH HIS SUBCONTRACTORS.

3. THE CONTRACTOR SHALL BE RESPONSIBLE FOR REMOVAL OF ALL DEBRIS FROM SITE, REMOVE AND DISPOSE DAILY.

4. THE CONTRACTOR SHALL NOT SEPARATE CONSTRUCTION DOCUMENTS FOR DISTRIBUTION TO SUBCONTRACTORS. CONTRACTOR SHALL BE RESPONSIBLE FOR COORDINATING AND "CROSS-REFERENCING" DRAWINGS AND SPECIFICATIONS.

5. CONTRACTORS SHALL VISIT THE SITE AND CAREFULLY EXAMINE THE AREAS IN QUESTION AS TO CONDITIONS WHICH MAY AFFECT PROPER EXECUTION OF THE WORK. ALL DIMENSIONS AND QUANTITIES SHALL BE DETERMINED OR VERIFIED BY THE CONTRACTOR. NO CLAIMS FOR EXTRA COSTS WILL BE ALLOWED BECAUSE OF LACK OF FULL KNOWLEDGE OF THE EXISTING CONDITIONS UNLESS AGREED TO IN ADVANCE WITH THE OWNER AND/OR ARCHITECT.

6. ALTHOUGH NOTES HEREIN MAY READ "REMOVE AND DISPOSE", OWNER SHALL HAVE FIRST RIGHT OF REFUSAL OF ALL MATERIALS, EQUIPMENT, ETC. IF OWNER DECIDES TO KEEP ITEMS, CONTRACTOR SHALL CAREFULLY REMOVE THEM AND STORE ON SITE AS DIRECTED BY THE OWNER. ALL OTHER ITEMS SHALL BE DISPOSED OF IN A PROPER MANNER AND AS APPROVED BY THE ARCHITECT.

7. REFER TO CONTRACTOR'S UNIT COSTS AND ALTERNATES IN THE PROJECT MANUAL, IF APPLICABLE.

8. THE CONTRACTOR SHALL BE RESPONSIBLE FOR PROVIDING ALL DEMOLITION REQUIRED FOR A COMPLETE AND PROPER JOB, WHETHER OR NOT REFERENCE IS MADE BY WAY OF NOTES AND DESIGNATIONS.

9. ALL WORK SHALL COMPLY WITH OSHA, FEDERAL, STATE BUILDING, AND FIRE AND LIFE SAFETY CODES, WHICHEVER IS MOST STRINGENT.

10. THE CONTRACTOR SHALL BE RESPONSIBLE FOR VISITING THE SITE AND EXAMINING THE EXISTING SYSTEMS, MATERIALS, EQUIPMENT AND OTHER RELATED ITEMS OF WORK PRIOR TO SUBMITTING BID AND PRIOR TO CONSTRUCTION.

11. THE CONTRACTOR SHALL CHECK ALL DIMENSIONS AND ACCEPT RESPONSIBILITY FOR DIMENSIONAL CORRECTNESS.

12. THE CONTRACTOR SHALL CONFINE HIS OPERATIONS TO THE AREA(S) DESIGNATED BY THE OWNER.

13. REPAIR/RESTORE, TO ORIGINAL/NEW CONDITION, AT NO COST TO THE OWNER, ALL EXISTING ITEMS, MATERIALS, SURFACES, ETC. (INCLUDING AREAS NOT DESIGNATED FOR NEW CONSTRUCTION SHOWN ON THE DRAWINGS) WHICH ARE DAMAGED DURING CONSTRUCTION. ALL RELATED COSTS SHALL BE THE SOLE RESPONSIBILITY OF THE CONTRACTOR.

14. GRADE AND RE-SEED ALL LAWN AREAS DAMAGED DURING CONSTRUCTION. PROVIDE NEW GRASS SEED AND/OR SOD AT ALL DAMAGED LAWN AREAS AND OTHER AREAS WHICH MAY BE SHOWN OR DESCRIBED ON THE CONTRACT DOCUMENTS. PROVIDE MAINTENANCE AND WATERING A MINIMUM OF THREE PER DAY FOR A MINIMUM OF 60 DAYS, OR UNTIL THE OWNER AND/OR ARCHITECT ACCEPTS THE LAWN AREAS AS IN GOOD HEALTH.

15. REPAIR EXISTING PAVING AND CURBING DAMAGED BY THIS CONTRACTOR DURING CONSTRUCTION. SAW-CUT EXISTING PAVING FOR CONSTANT MATCH.

16. ANY REVISIONS TO THE CONTRACT DOCUMENTS, BY THE CONTRACTOR, INVOLVING THE SUBSTITUTION OF MATERIALS/EQUIPMENT SHALL BE THE SOLE RESPONSIBILITY OF THE GENERAL CONTRACTOR.

17. COORDINATE WITH OWNER, WORK ADJACENT TO BUILDING ENTRANCES AND MEANS OF EGRESS AND PARKING AREAS ADJACENT TO THE BUILDING. BUILDING AND SITE WILL BE OCCUPIED DURING CONSTRUCTION. CONTRACTOR SHALL PROVIDE ADEQUATE SIGNAGE TO DIRECT PEDESTRIAN TRAFFIC TO ALTERNATE ROUTES.

18. DELAYS CAUSED BY IMPROPER PLANNING WILL NOT BE TOLERATED, NOR ACCEPTABLE. CONTRACTOR SHALL ASSUME SOLE RESPONSIBILITY FOR UNNECESSARY DELAYS AND RELATED COSTS IN THE CONTRACT.

19. CONTRACTOR SHALL NOT PROCEED WITH ANY ADDITIONAL WORK ABOVE AND BEYOND THAT SPECIFIED IN THESE CONTRACT DOCUMENTS WITHOUT THE WRITTEN AUTHORIZATION OF THE OWNER AND/OR ARCHITECT. CONTRACTOR SHALL OTHERWISE DO SO AT HIS OWN EXPENSE.

LEGEND

NEW 2'-WIDE PVG WALK PAD SYSTEM

SECTION — SECTION DESIGNATION — DRAWING No.

DETAIL — DETAIL DESIGNATION — DRAWING No.

DEDICATED DIRECTION OF TAPERED INSULATION PITCH

ABBREVIATIONS

REFER TO PERTINENT DETAILS HEREIN

D.S.	=	DOWNSPOUT
D.S./S.	=	DOWNSPOUT/SCUPPER
E.V.	=	EXHAUST VENT
F.B.	=	FIBERBOARD
H.S.	=	HEAT STACK
L.A.M.	=	LIQUID-APPLIED RUBBER MEMBRANE
L.A.R.	=	LIQUID-APPLIED RUBBER ROOFING
L.C.C.	=	LEAD-COATED COPPER
P.T.	=	PRESSURE TREATED
P.P.	=	PITCH POCKET
R.H.	=	ROOF HATCH
R.D.	=	ROOF DRAIN
R.L.	=	RAIN LEADER
R.T.U.	=	ROOFTOP UNIT
R.V.	=	ROOF VENT
S.A.	=	SUPPORT ANGLE
W.D.	=	WOOD

NOTE: UNLESS OTHERWISE DIRECTED, AT ALL EXISTING EXHAUST VENTS, ROOFTOP UNITS & CONDUIT, SAND, SCRAPE, WASH, PRIME & PROVIDE NEW ELASTOMERIC COATING (L.A.R.M) ON ALL EXPOSED SURFACES. SEE SECTION 07510 IN PROJECT MANUAL FOR ADDITIONAL INFO.

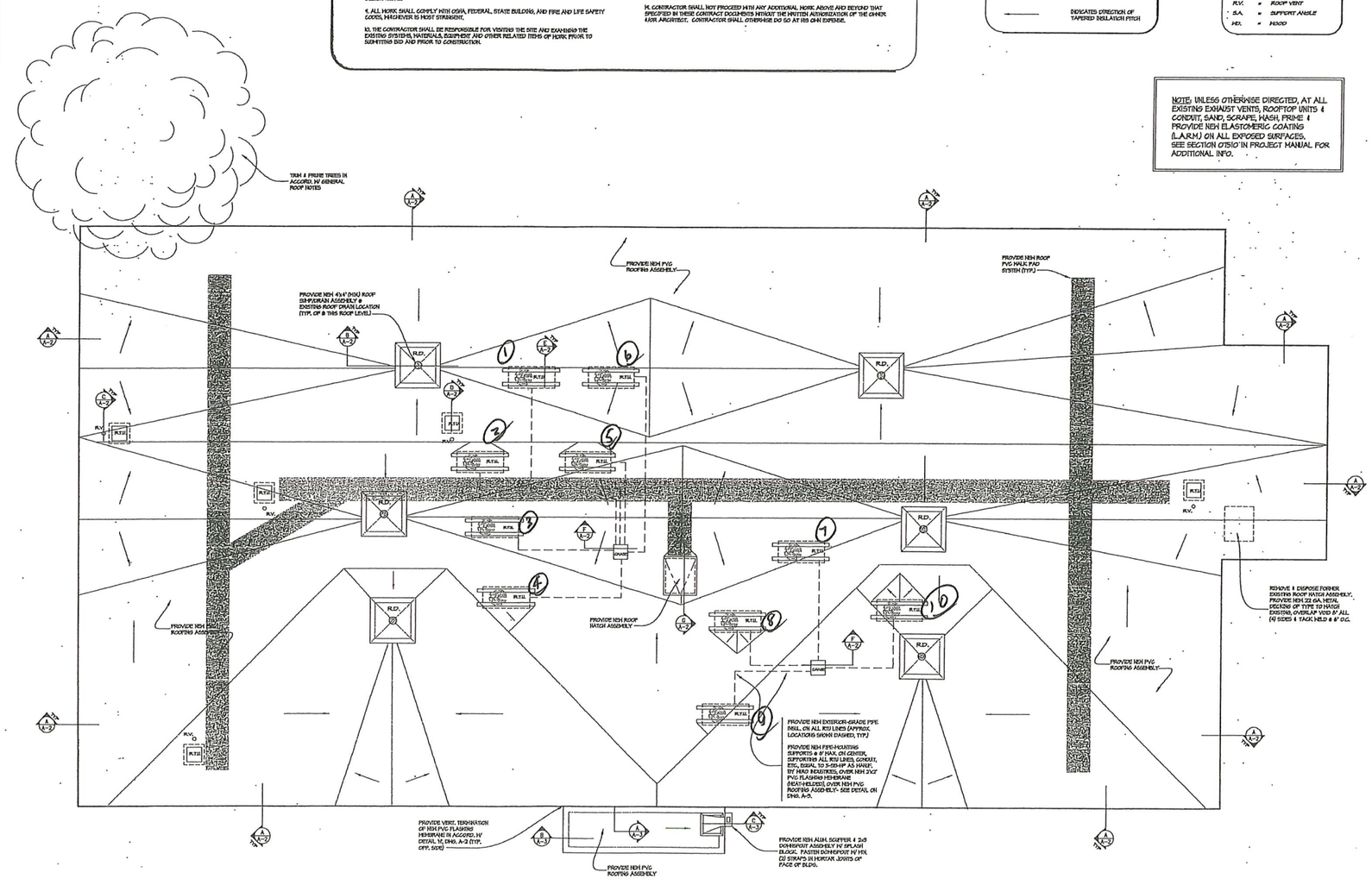

NOTE:
REMOVE & DISPOSE EXISTING BACKER ROD & SEALANT FROM PERIMETERS OF ALL WINDOW, DOOR, LOUVER OPENINGS & VERTICAL EXPANSION JOINTS WITHIN BRICK VENEER. PROVIDE NEW BACKER ROD & EXTERIOR-GRADE SEALANT AT SAME LOCATIONS.

NOTE:
REMOVE & DISPOSE EXISTING EXTERIOR GASKET SYSTEM FROM ALL SPANDREL PANELS, TYPICAL TWO (2) PANELS AT EACH OF THE TWENTY-NINE (29) WINDOW OPENINGS. PROVIDE NEW CONTINUOUS WEDGE-TYPE RUBBER GASKET ASSEMBLY AT SAME LOCATIONS.

N

EXISTING/NEW ROOF PLAN

SCALE 1/4" = 1'-0"

LINTEL RESTORATION WORK:
AT EACH OF THE THIRTY-TWO (32) STEEL LINTELS AT EXISTING WINDOWS, DOORS & LOUVER OPENINGS, RAKE ENTIRE JOINT ABOVE LINTEL & CLEAN EXISTING WEEPS. SAND, SCRAPE, WASH, PRIME & PAINT ALL EXPOSED SURFACES OF EXISTING STEEL LINTELS. RESTORE DAMAGED & DECAYED MORTAR JOINTS LOCATED ADJACENT TO EACH OPENING.

ARCHITECTS
CASTELLUCCI, GALLI CORPORATION
NORTH PROVIDENCE, RHODE ISLAND

RE-ROOFING & RELATED ROOFING REPAIRS
AT
160 BEECHWOOD AVENUE
COMMUNITY FACILITY
GATEWAY HEALTHCARE, INC.
PAWTUCKET, RHODE ISLAND

SHEET TITLE: EXISTING/NEW ROOF PLAN, LEGEND, GENERAL NOTES & GENERAL ROOF NOTES

REVISIONS

THESE PLANS AND SPECIFICATIONS ARE THE PROPERTY OF THE ARCHITECT AND MAY NOT BE REPRODUCED OR USED FOR OTHER PROJECTS, IN WHOLE OR IN PART, WITHOUT THE WRITTEN PERMISSION OF THE ARCHITECT.

PROJECT No.	10-01
SCALE	AS NOTED
DATE	AUGUST, 2010
DRAWN BY	GCN
CHECKED BY	JRC
APPROVED BY	JRC

DRAWING No.

A-1

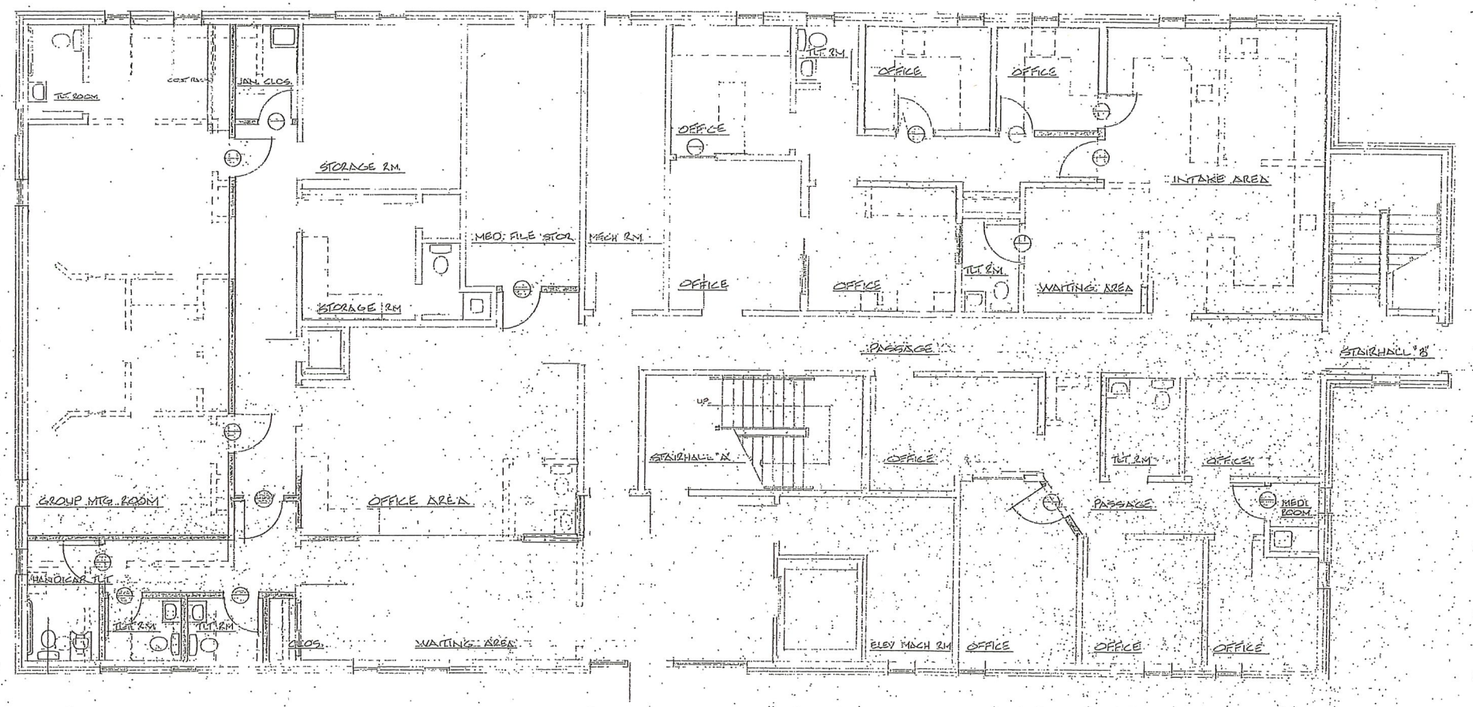

FIRST FLOOR PLAN

1/4"=1'-0"

LEGEND

- NEW WORK
- EXISTING (TO REMAIN)
- EXISTING (TO BE REMOVED)

RENOVATIONS AND ALTERATIONS
PAWTUCKET - CENTRAL FALLS
COMMUNITY MENTAL HEALTH CENTER
BEECHWOOD AVE., PAWTUCKET RI
FOR THE
DEPARTMENT OF MENTAL HEALTH
RETARDATION AND HOSPITALS

SALVATORE SACCOCCIO No. 626 REGISTERED ARCHITECT

SHEET TITLE
FIRST FLOOR PLAN & SCHEDULE

DRAWN BY	DATE	JOB NO	SHEET NO
MS		8019	A1

REVISIONS

SALVATORE SACCOCCIO & ASSOCIATES
ARCHITECTS
28 GARFIELD AVENUE
CRANSTON RHODE ISLAND

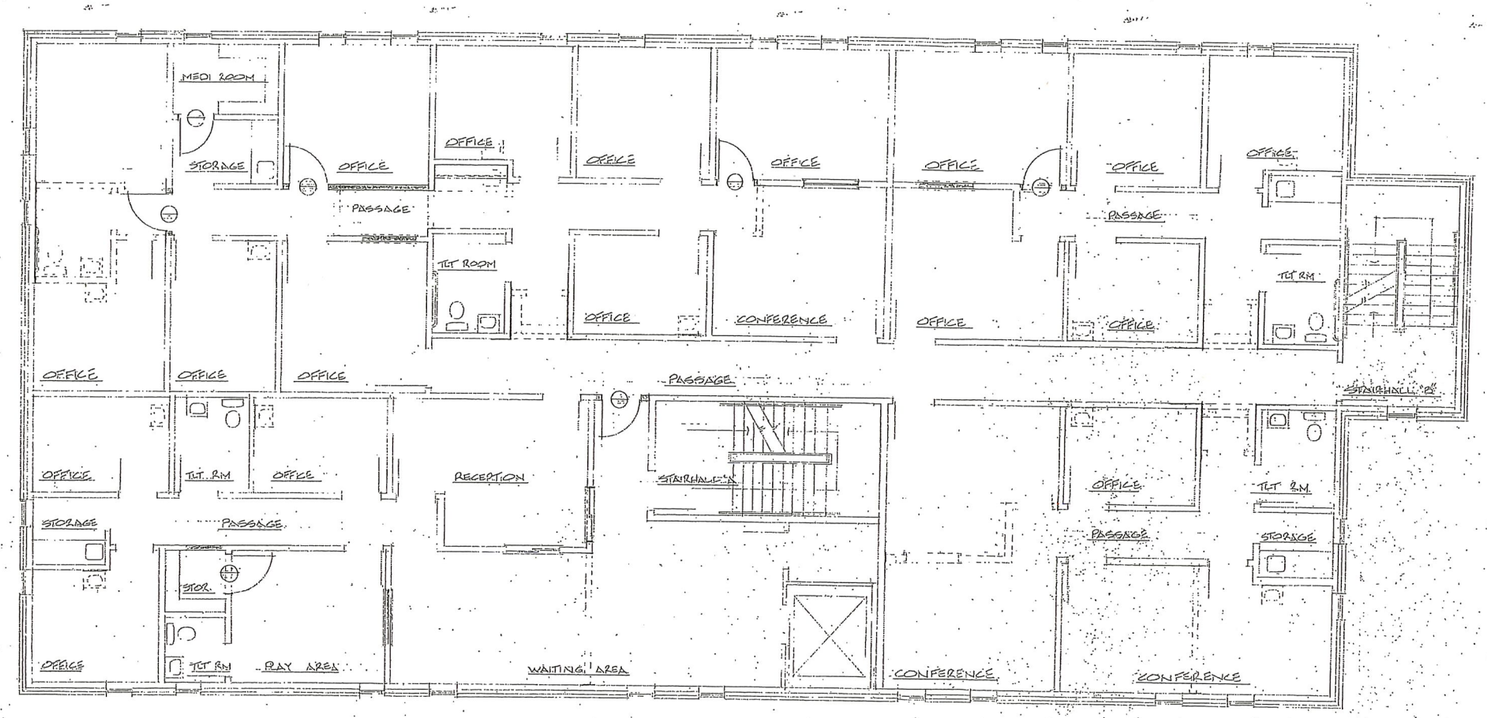

SECOND FLOOR PLAN
1/8"=1'-0"

RENOVATIONS AND ALTERATIONS
PAWTUCKET-CENTRAL FALLS
COMMUNITY MENTAL HEALTH CENTER
BOSCHWOOD AVE. . . . PAWTUCKET RI
FOR THE
DEPARTMENT OF MENTAL HEALTH
RETARDATION AND HOSPITALS

SALVATORE SACCOCCIO
REGISTERED ARCHITECT
No. 676

SHEET TITLE
SECOND FLOOR PLAN & SCHEDULE

DRAWN BY	DATE	JOB NO
MJS		80119

REVISIONS

SALVATORE SACCOCCIO & ASSOCIATES
ARCHITECTS
28 BARFIELD AVENUE
PROVIDENCE RHODE ISLAND

SHEET NO A2
SHEET 2 OF 7

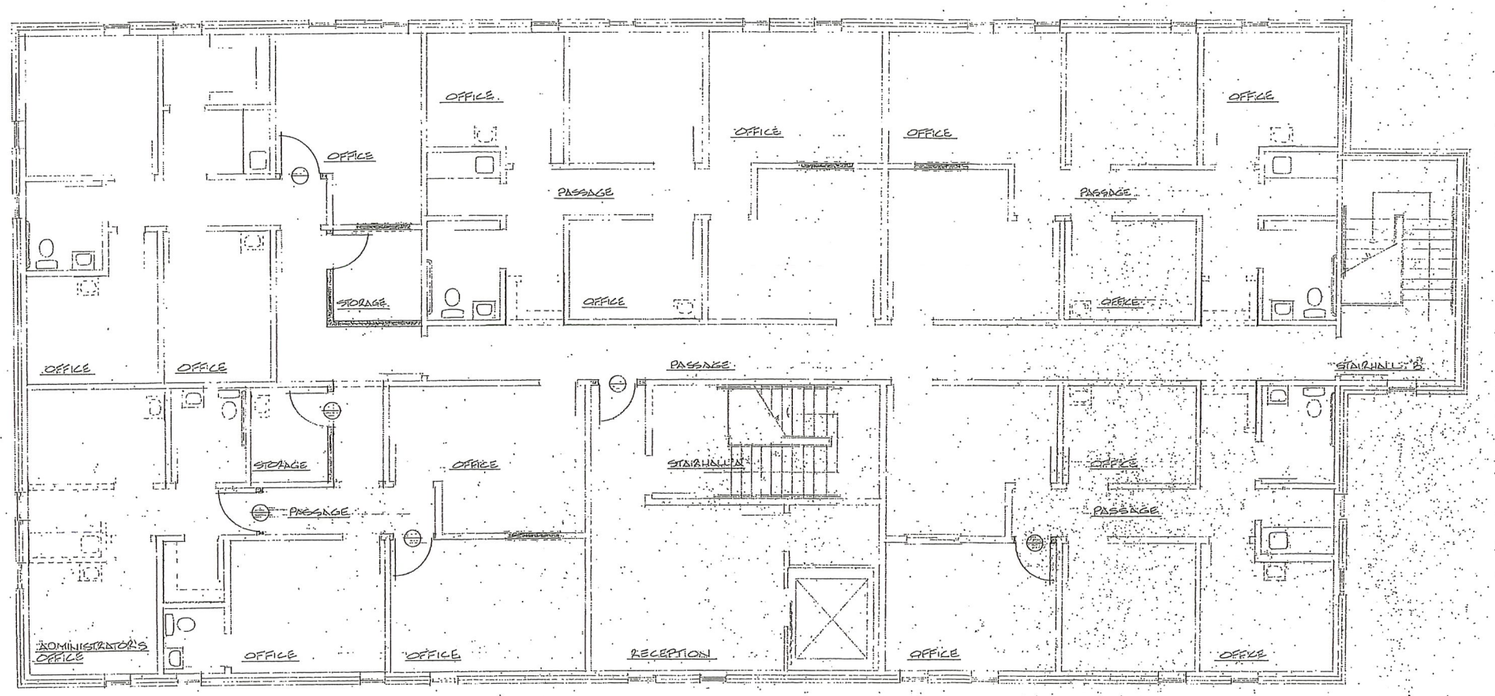

THIRD FLOOR PLAN
4-1-8

RENOVATIONS AND ALTERATIONS
PAWTUCKET-CENTRAL FALLS
COMMUNITY MENTAL HEALTH CENTER
BEECHWOOD AVE. PAWTUCKET RI
FOR THE
DEPARTMENT OF MENTAL HEALTH
RETARDATION AND HOSPITALS

SALVATORE SACCOCCIO REGISTERED ARCHITECT No. 626

SHEET TITLE
THIRD FLOOR PLAN & SCHEDULE

DRAWN BY	DATE	JOB NO
REVISIONS		

SALVATORE SACCOCCIO & ASSOCIATES
ARCHITECTS
28 GARFIELD AVENUE
CRANSTON RHODE ISLAND

SHEET NO A3 OF